

CUSTOMER \_\_\_\_\_

ADDRESS \_\_\_\_\_

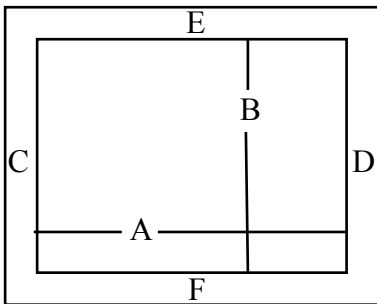
DATE \_\_\_\_\_

\_\_\_\_\_

\_\_\_\_\_

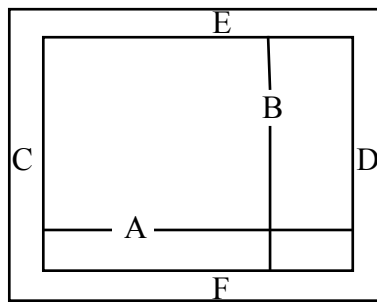
TEL NO \_\_\_\_\_

**FLY SCREEN MEASUREMENTS (all measurements in mm)**



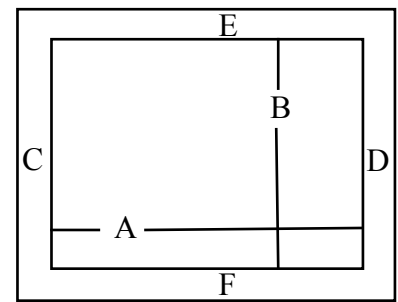
WINDOW 1

- A -
- B -
- C -
- D -
- E -
- F -



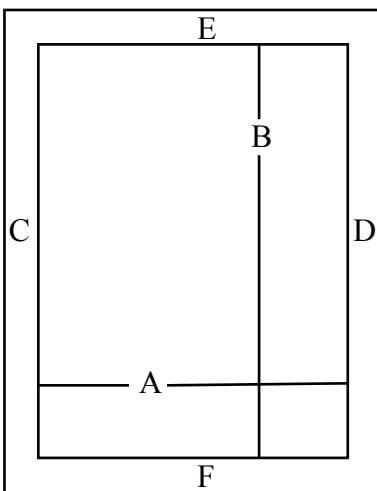
WINDOW 2

- A -
- B -
- C -
- D -
- E -
- F -



WINDOW 3

- A -
- B -
- C -
- D -
- E -
- F -



DOOR

- A -
- B -
- C -
- D -
- E -
- F -